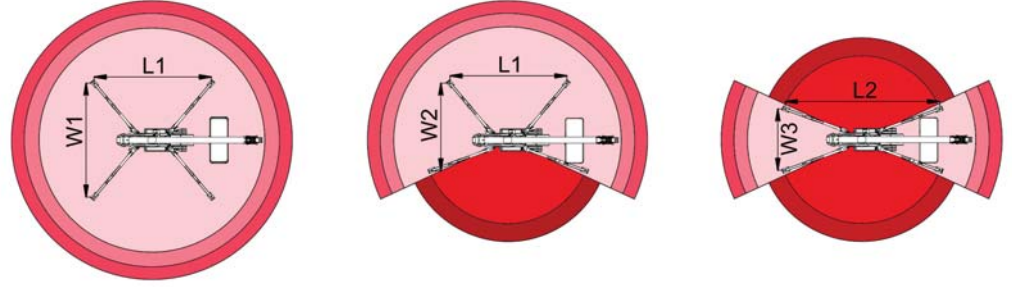
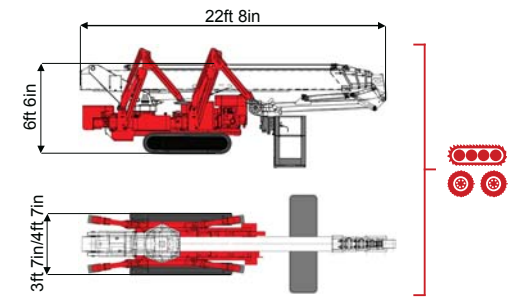
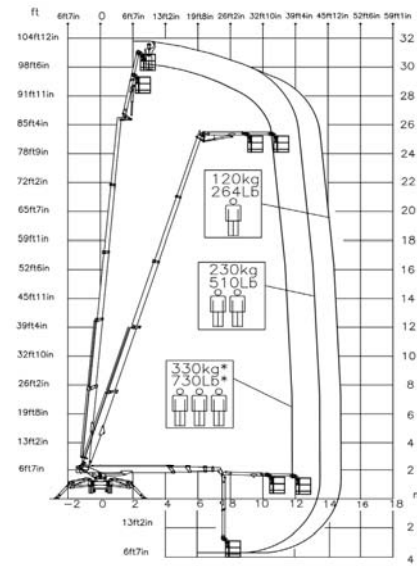




104ft 12in ↑
47ft 7in →
730 lb



39ft 4in	44ft 3in	47ft 7in	24ft 3in	34ft 5in	L1	L2	W1	W2	W3
730 lb	550 lb	264 lb	730 lb	264/510 lb	16ft 9in	21ft 2in	15ft 7in	12ft 5in	9ft 3in



XTJ 105/C-R 104ft 12in 47ft 7in 730 lb 175° 540° 5ft 11in/2ft 4in 90°+80° 9ft 2in-15ft 5in 15% 40% 1,86 mph 13096 lb 7716 lb 54,71 psf 94,59 psf 3ft 7in/4ft 7in 22ft 8in 6ft 6in

	Battery type	Battery charge	Add. Weight	Autonomy	Charging time	Electropump	
ECO	DC+AC	48V 320 A/h 5h	230V-48V 45A	990 lb	6-7 h endless	7h	48V 12 kW
ECO	DC+AC	48V 270 A/h 5h	230V-48V 45A	880 lb	6-7 h endless	7h	48V 9 kW
HYBRID	Diesel+DC	24V 240 A/h 5h	230V-24V 35A	440 lb	2-3 h endless	7h	24V 3 kW



COMPANY WITH QUALITY SYSTEM
CERTIFIED BY DNV GL
= ISO 9001 =

Characteristics and technical data are informative only and subjected to change without notice.