

Specifications

Models	Z-30/20N DC		Z-30/20N RJ DC	
Measurements	US	Metric	US	Metric
Working height maximum*	36 ft	11.14 m	35 ft 2 in	10.89 m
Platform height maximum	30 ft	9.14 m	29 ft 2 in	8.89 m
Horizontal reach maximum	21 ft 5 in	6.53 m	20 ft 6 in	6.25 m
Up and over clearance maximum	12 ft 8 in	3.86 m	12 ft 8 in	3.86 m
A Platform length	2 ft 6 in	0.76 m	2 ft 6 in	0.76 m
B Platform width	3 ft 10 in	1.17 m	3 ft 10 in	1.17 m
C Height - stowed	6 ft 6.5 in	2 m	6 ft 6.5 in	2 m
D Length - stowed	16 ft 9 in	5.11 m	17 ft 5 in	5.31 m
E Storage height	6 ft 7 in	2.08 m	7 ft 4 in	2.24 m
F Storage length	11 ft 6 in	3.5 m	12 ft	3.66 m
G Width	3 ft 11 in	1.19 m	3 ft 11 in	1.19 m
H Wheelbase	5ft 2 in	1.58m	5ft 2 in	1.58m
A Ground clearance - center	3.5 in	0.09 m	3.5 in	0.09 m

Productivity

Lift capacity	500 lb	227 kg	500 lb	227 kg
Platform rotation	180°		180°	
Vertical jib rotation	139°		139°	
Horizontal jib rotation	—		180°	
Turntable rotation	355° non-continuous		355° non-continuous	
Turntable tailswing	zero		zero	
Drive speed - stowed	3.0 mph	4.8 km/h	3.0 mph	4.8 km/h
Drive speed - raised**	0.68 mph	1.1 km/h	0.68 mph	1.1 km/h
Gradeability - stowed***	35%		35%	
Turning radius - inside	5 ft 5 in	1.65 m	5 ft 5 in	1.65 m
Turning radius - outside	10 ft 7 in	3.23 m	10 ft 7 in	3.23 m
Controls	24 V DC proportional		24 V DC proportional	
Tires - solid non-marking	22x7x17.75 in	.56x.18x.45 m	22x7x17.75 in	.56x.18x.45 m

Power

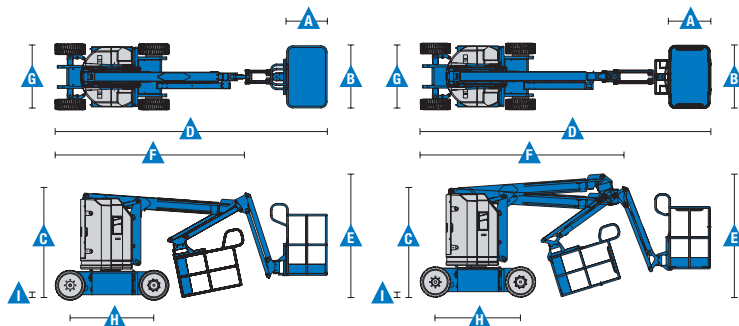
Power source	48 V DC (eight 6 V batteries 350 Ah capacity)	48 V DC (eight 6 V batteries 350 Ah capacity)
Auxiliary power unit	24 V DC	24 V DC
Hydraulic tank capacity	4 gal	15.1 L

Weight****

	14,170 lb	6,428 kg	14,220 lb	6,450 kg
--	-----------	----------	-----------	----------

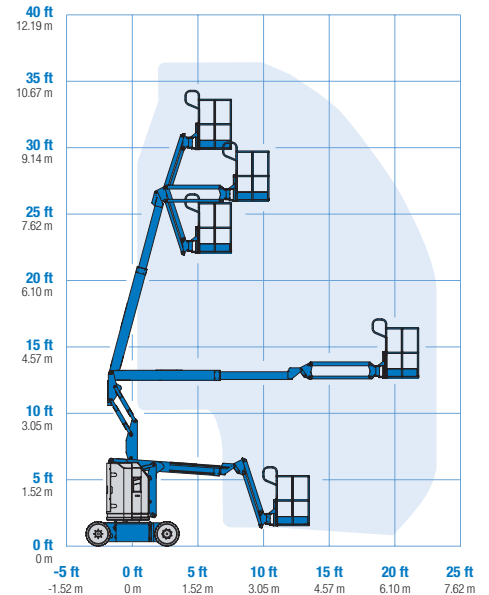
Standards Compliance

ANSI A92.5, CSA B354.4, EN 280, AS 1418.10

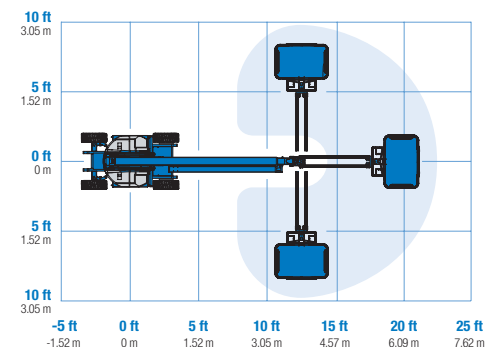
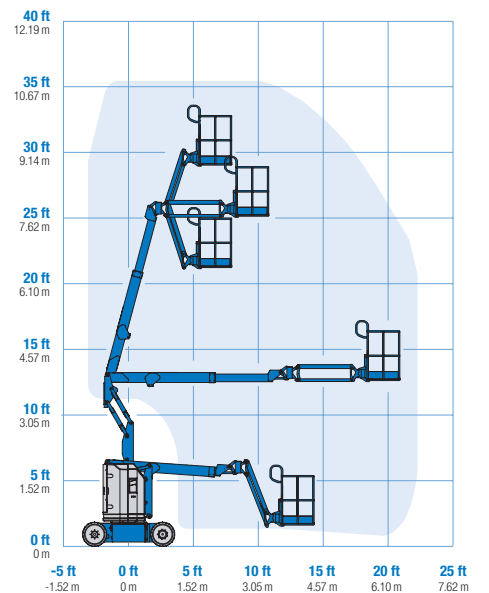


* The metric equivalent of working height adds 2 m to platform height. U.S. adds 6 ft to platform height.
 ** In lift mode *(platform raised), the machine is designed to operate on firm, level surfaces only.
 *** Gradeability applies to driving on slopes. See operator's manual for details regarding slope ratings.
 **** Weight will vary depending on options and/or country standards.

Range Of Motion Z-30/20N



Range Of Motion Z-30/20N RJ



Features

Standard Features

Measurements

Z-30/20N

- 36 ft (11.14 m) working height
- 21 ft 5 in (6.53 m) horizontal reach
- 12 ft 8 in (3.86 m) up and over clearance
- Up to 500 lb (227 kg) lift capacity

Z-30/20N RJ

- 35 ft 2 in (10.89 m) working height
- 20 ft 6 in (6.25 m) horizontal reach
- 12 ft 8 in (3.86 m) up and over clearance
- Up to 500 lb (227 kg) lift capacity

Productivity

- 4 ft (1.22 m) jib boom with 139° working range
- Self-leveling platform
- Hydraulic platform rotation
- Proportional joystick controls
- Thumb rocker steer
- Drive enable
- AC power cord to platform
- Alarm package: flashing beacon and travel alarm
- Horn
- Hour meter
- Tilt alarm
- Descent alarm
- Zero tailswing and front arm swing
- 355° non-continuous turntable rotation
- Lift Guard™ Contact Alarm
- Dual parallelogram for vertical wall tracking

Power

- 48 V DC deep cycle battery pack
- 24 V DC auxiliary power
- Universal 30A battery smart charger

Easily Configured To Meet Your Needs

Platform

- Steel 3 ft 10 in (1.17 m) with sliding mid-rail

Jib Options

- 4 ft (1.22 m) jib boom
- 4 ft (1.22 m) horizontal rotating jib boom

Power

- 48 V DC power source

Drive

- 2WD

Tire

- Solid rubber non-marking



Options & Accessories

Productivity

- Platform swing gate
- Lift Guard Platform Mesh - Half
- Lift Guard Platform Mesh - Full
- Platform top auxiliary rail
- Air line to platform
- Specialty hydraulic oil (cold weather, fire resistant or biodegradable)
- Aircraft protection package (Not available on RJ model)*
- Hostile environment kit
- Fluorescent tube caddy **
- Pipe cradle (pair) **
- Light package
- Lockable platform control box cover

Power

- AGM batteries
- EE UL583 Fire Protection rating
- Battery charge indicator (BCI)
- Low voltage interrupt with BCI
- 800 watt 120VAC power inverter

* Reduces platform weight capacity to 440 lb
** Available through aftermarket parts only

Genie United States

6464 185th Ave. NE
Redmond, WA 98052
Telephone +1 (425) 881-1800
Toll Free in USA/Canada +1 (800)-536-1800
Fax +1 (425) 883-3475

Distributed By:



Effective Date: January, 2019. Product specifications and prices are subject to change without notice or obligation. The photographs and/or drawings in this document are for illustrative purposes only. Refer to the appropriate Operator's Manual for instructions on the proper use of this equipment. Failure to follow the appropriate Operator's Manual when using our equipment or to otherwise act irresponsibly may result in serious injury or death. The only warranty applicable to our equipment is the standard written warranty applicable to the particular product and sale and we make no other warranty, express or implied. Products and services listed may be trademarks, service marks or trade names of Terex Corporation and/or their subsidiaries in the USA and many other countries. Terex, Genie and AWP are registered trademarks of Terex Corporation or its subsidiaries. © 2019 Terex Corporation.