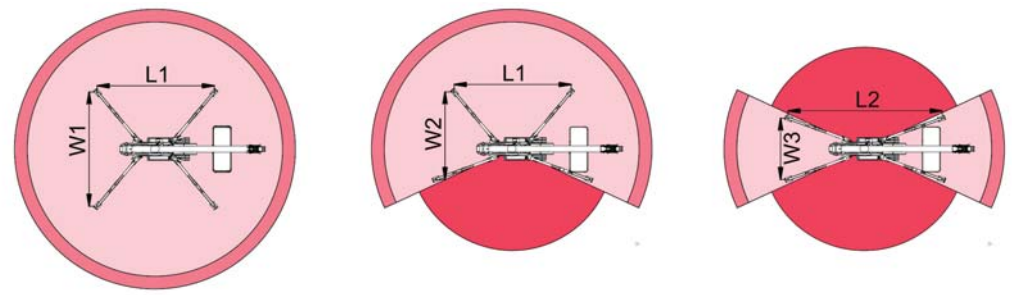
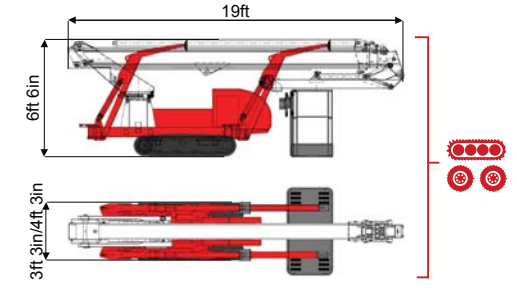
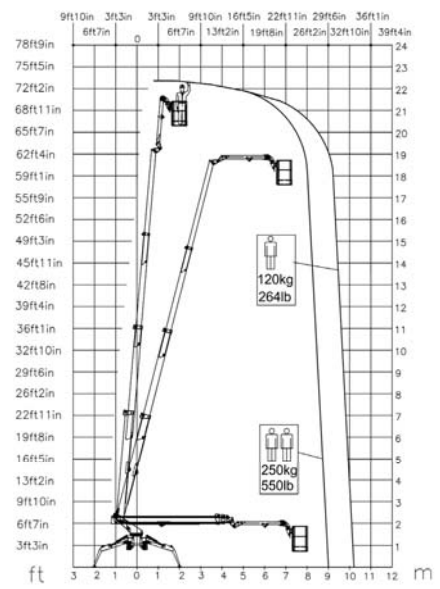




73ft 2in ↑
33ft 10in →
550 lb 👤 👤



26ft 6in	38ft 10in	20ft 6in	L1	L2	W1	W2	W3
550 lb	264 lb	264/550 lb	20ft 6in	16ft	14ft 3in	10ft 12in	9ft

BI-ENERGY Diesel+AC

TSJ 75/C-R 73ft 2in 33ft 10in 550 lb 175° 540° 4ft 11in/2ft 4in 90°+80° 9ft - 14ft 3in 36% 25% 0,75 mph 6834 lb 4188 lb 32,57 psf 68,07 psf 3ft 3in/4ft 3in 19ft 6ft 6in

	Battery type	Battery charge	Add. Weight	Autonomy	Charging time	Electropump		
ECO DC+AC	48V 320 A/h 5h	230V-48V 45A	990 lb	6-7 h endless	7h	48V 12 kW		
ECO DC+AC	48V 270 A/h 5h	230V-48V 45A	880 lb	6-7 h endless	7h	48V 9 kW		
HYBRID Diesel+DC	24V 240 A/h 5h	230V-24V 35A	440 lb	2-3 h endless	7h	24VD 3 kW		



COMPANY WITH
QUALITY SYSTEM
CERTIFIED BY DNV GL
= ISO 9001 =

Characteristics and technical data are informative only and subjected to change without notice.